

SSIO-24 PB-24SM



- Uses industrial standard or miniature solid state I/O modules
- Sense AC and DC signals
- Switch AC and DC loads
- LEDs indicate status of I/O modules
- Screw terminals accept 12–22 AWG wire

Ordering Information

SSIO-24 Baseboard with fail-safe power-up. Holds 24 miniature-sized SSR modules

PB-24SM Baseboard that holds 24 miniature-sized SSR modules

24-Channel Solid State I/O Module Accessory Boards



These boards accept industry standard or miniature I/O modules for sensing and controlling AC and DC circuits. The modules are available in four functional types: DC input, DC output, AC input, and AC output.

SPECIFICATIONS (SSIO-24)

NUMBER OF I/O CHANNELS: 24

POWER REQUIREMENTS (+5 volts)

WITHOUT MODULES*: 180mA max, 110mA typ.

WITH MODULES: 610mA max 270mA typ.

* This is the minimum current drawn from the PC, whether or not an external power supply is connected.

PHYSICAL

DIMENSIONS: 16.0in × 4.75in (40.64cm × 12.07cm).

WEIGHT: 16oz (454g).

ACCESSORIES AVAILABLE (SSIO-24)

	Miniature Solid State I/O Modules
C1800	SSIO-24 to Digital I/O Board Cable
CACC-2000	SSIO-24 to PIO-96J Cable

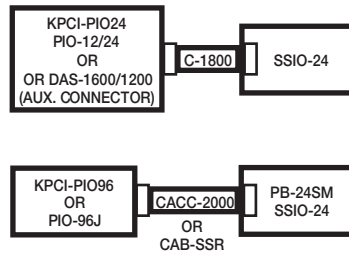
ACCESSORIES AVAILABLE (PB-24SM)

CAB-SSR	3 ft. Ribbon Cable
---------	--------------------

See Solid State I/O Modules on the next page.

	SSIO-24	PB-24SM
Number of Solid-State I/O Modules	24	24
Size	Miniature	Miniature
Fail-Safe Power-Up Circuitry	Yes	No
Compatible with Low Current Digital I/O Boards	Yes	No

Configuration Guide



APPLICATIONS

- Energy management
- Product testing
- Laboratory automation

1.888.KEITHLEY (U.S. only)

www.keithley.com

KEITHLEY

A GREATER MEASURE OF CONFIDENCE

Support for sensing and controlling AC and DC currents

SIGNAL CONDITIONING